



OCEANAGOLD

Performance, Growth, Returns

May 2026

TSX/NYSE: **OGC**



Cautionary Statements

Cautionary Note Regarding Forward-Looking Statements

This presentation contains certain “forward-looking statements” and “forward-looking information” (collectively, “forward-looking statements”) within the meaning of applicable Canadian and United States securities laws which may include, but are not limited to, statements with respect to: the future financial and operating performance of OceanaGold Corporation (“OceanaGold” or the “Company”) and its mining projects, including the Company’s planned production, cost and capital 2026 Guidance; the future price of gold, copper and silver; the development, expansion and operation of OceanaGold’s mining projects and the anticipated benefits therefrom; anticipated results and developments in the operations of OceanaGold in future periods; anticipated production levels and mine life of operations; the estimation, realization and classification of Mineral Reserves and Mineral Resources; costs of production; estimates of growth capital, sustaining capital, operating and exploration expenditures; timing of the services trench construction, water treatment plant expansion, underground development work, ventilation shaft construction and the power upgrade project at the Waihi North Project; estimated mine life of operations, including mine life extension opportunities being evaluated to potentially extend mine life at Macraes into the 2040s; the expected timing for the transition of Ledbetter at Haile to an underground mine; estimated first ore production at each of the Palomino Underground and Ledbetter Underground at Haile; timing of the development of new deposits and mines; the advancement of organic growth projects, including the Waihi North Project and Palomino Underground at Haile; costs and timing of future exploration and drilling programs, including the Company’s site and regional exploration programs; anticipated doubling of drill sites and allowable drill rigs at the Waihi North Project in 2026; increase in the exploration budget planned for 2026; the availability of, and access to, labour, equipment, power, diesel, water and other inputs; timing, cost and outcome of development, construction and expansion activities; water management initiatives and strategies and tailings management initiatives; timing of filing of updated technical information and studies; the adequacy of current financial resources and cash reserves; requirements for additional capital; foreign operations and political, economic and regulatory conditions in the jurisdictions in which OceanaGold operates; expectations regarding the impacts of the U.S.-Iran international conflict on OceanaGold’s operations, including potential impacts to operating and capital costs; governmental regulation of mining operations and exploration; timing and receipt of permits, certifications, approvals and licenses under applicable legislation; the amount of and timing for share buybacks under the Company’s Normal Course Issuer Bid; the payment of dividends in future periods; estimated Free Cash Flow or FCF yield and EV EBITDA in 2026; the Company’s 2026 corporate scorecard and its sustainability-related KPIs; anticipated environmental risks; and the timing and possible outcome of pending legal proceedings, regulatory matters and other disputes. All statements in this presentation that address events or developments that OceanaGold expects to occur in the future are forward-looking statements. Forward-looking statements are statements that are not historical facts and are generally, although not always, identified by words such as “may”, “plans”, “expects”, “projects”, “is expected”, “scheduled”, “potential”, “estimates”, “forecasts”, “intends”, “targets”, “aims”, “anticipates” or “believes” or variations (including negative variations) of such words and phrases, or may be identified by statements to the effect that certain actions, events or results “may”, “could”, “would”, “should”, “might” or “will” be taken, occur or be achieved.

Forward-looking statements involve known and unknown risks, uncertainties and other factors which may cause the actual results, performance or achievements of OceanaGold to be materially different from any future results, performance or achievements expressed or implied by the forward-looking statements. Such risks include, among others: the risk of not achieving production estimates, forecasts or 2026 Guidance; inaccuracy of Mineral Reserves, Mineral Resources and operating and capital cost estimates; the actual results of current and future production, development and/or exploration activities; possible variations of ore grade, metallurgy or recovery rates; changes in mine plans, project parameters or assumptions as plans continue to be refined; delays in, or inability to complete, development or construction or expansion activities or to commence or sustain operations as planned; failures or underperformance of plant, equipment, infrastructure or processes; geotechnical risks or events, including open pit wall stability, crown pillar failure, land subsidence and tailings dam failures; scarcity in and disruption of global supply chain and/or increases in prices, including as a result of international conflicts, such as the recent U.S.-Iran conflict; challenges associated with effective water management; environmental, health and safety and climate-related risks; risks related to community acceptance, stakeholder engagement and social licence to operate; competition for mineral properties and other growth opportunities; legal and regulatory challenges to current and future permits, certifications, approvals or licences; adverse judicial, regulatory or governmental decisions; delays in, or inability to obtain, financing or governmental approvals on acceptable terms; changes in laws, regulations, taxation regimes, regulated accounting standards or their interpretation or application; the risks associated with operating in foreign jurisdictions, including political instability, changes in policy or law, civil unrest or conflict; fluctuations in the prices of gold, copper and silver; general business, economic and market conditions (including changes in global, national or regional financial, credit, currency or securities markets); changes or developments in global, national or regional political and social conditions; fluctuations in foreign exchange rates, including the value of the U.S. dollar relative to the Canadian dollar, the New Zealand dollar or the Philippine peso; trade policies and tensions, including tariffs; inflationary pressure; labour availability, retention and turnover; accidents, labour disputes and other operational risks of the mining industry; limitations of insurance coverage or uninsured risks; the conclusions of economic evaluations, studies and models; information technology, artificial intelligence and cybersecurity risks; and those other factors identified and described in more detail in the section entitled “Risk Factors” contained in OceanaGold’s most recent Annual Information Form and OceanaGold’s other filings with Canadian securities regulators and the U.S. Securities and Exchange Commission (“SEC”), which are available under OceanaGold’s profile on SEDAR+ at sedarplus.ca and sec.gov, respectively, and on OceanaGold’s website at oceanagold.com. The list is not exhaustive of the factors that may affect OceanaGold’s forward-looking statements.

Although OceanaGold believes that any forward-looking statements contained in this presentation are based on reasonable assumptions, readers cannot be assured that actual outcomes or results will be consistent with such forward-looking statements. Accordingly, readers should not place undue reliance on forward-looking statements. OceanaGold expressly disclaims any intention or obligation to update or revise any forward-looking statements whether as a result of new information, events or otherwise, except as required by applicable securities laws.

Cautionary Note Regarding Non-IFRS Measures

This presentation includes certain terms or performance measures commonly used in the mining industry that are not defined under IFRS, including All-In Sustaining Costs (“AISC”), Operating Cash Flow per share, EBITDA, Free Cash Flow or FCF, Free Cash Flow per share and Net Cash. Non-IFRS measures do not have any standardized meaning prescribed under IFRS, and therefore they may not be comparable to similar measures employed by other companies. OceanaGold provides these non-IFRS measures as they are used by certain investors to evaluate its performance. Accordingly, the data presented is intended to provide additional information and should not be considered in isolation or as a substitute for measures of performance prepared in accordance with IFRS and should be read in conjunction with OceanaGold’s consolidated financial statements. Readers should refer to OceanaGold’s Q4 2025 Management’s Discussion & Analysis dated February 18, 2026 (“Q4 2025 MD&A”) and Q1 2026 Management’s Discussion & Analysis dated May 6, 2026 (“Q1 2026 MD&A”) available on SEDAR+ at sedarplus.ca under OceanaGold’s name and OceanaGold’s website at www.oceanagold.com under the heading “Non-IFRS Financial Measures” for a more detailed discussion of how OceanaGold calculates certain of such measures and a reconciliation of certain measures to IFRS terms.

Qualified Persons

Except as otherwise stated herein, each of: Mr. Greg Hollett, OceanaGold’s Head of Mine Engineering, has reviewed and approved the disclosure of all scientific and technical information related to Haile operational matters; Mr. Euan Leslie, OceanaGold’s Group Mining Engineer, and Mr. Knowell Madambi, OceanaGold’s Manager – Technical Services & Projects, Macraes, have reviewed and approved the disclosure of all scientific and technical information related to Macraes operational matters; Messrs. Leslie and David Townsend, OceanaGold’s Manager – Mining (Underground), Waihi, have reviewed and approved the disclosure of all scientific and technical information related to Waihi operational matters; Mr. Phillip Jones, OceanaGold’s Head of Underground Mining, has reviewed and approved the disclosure of all scientific and technical information related to Didipio operational matters; and Mr. Keenan Jennings, OceanaGold’s Executive Vice President and Chief Exploration Officer, has reviewed and approved the disclosure of all scientific and technical information related to exploration matters contained in this presentation. Each of Messrs. Hollett, Jennings, Jones, Leslie, Madambi and Townsend is a qualified person as defined by National Instrument 43-101 – Standards of Disclosure for Mineral Projects (“NI 43-101”).

General Presentation Notes

All AISC are net of by-product credits unless otherwise stated. All financials are denominated in U.S. dollars unless otherwise stated.

Global Intermediate Gold and Copper Producer

Mining gold for a better future




**4 operating mines
in attractive
jurisdictions**

in the USA, New Zealand
& the Philippines



Committed to
safely and responsibly
maximizing the generation of
Free Cash Flow¹
from our operations and
delivering strong returns for
our shareholders



**Total gold Reserves
of 5.8 Moz²**
and M&I Resources of 8.6 Moz²



35+ years
of exploration, development
and operating experience



Our Purpose

Mining gold for a better future

Our Vision

To be a company people trust, want to work and partner with, supply and invest in, to create value


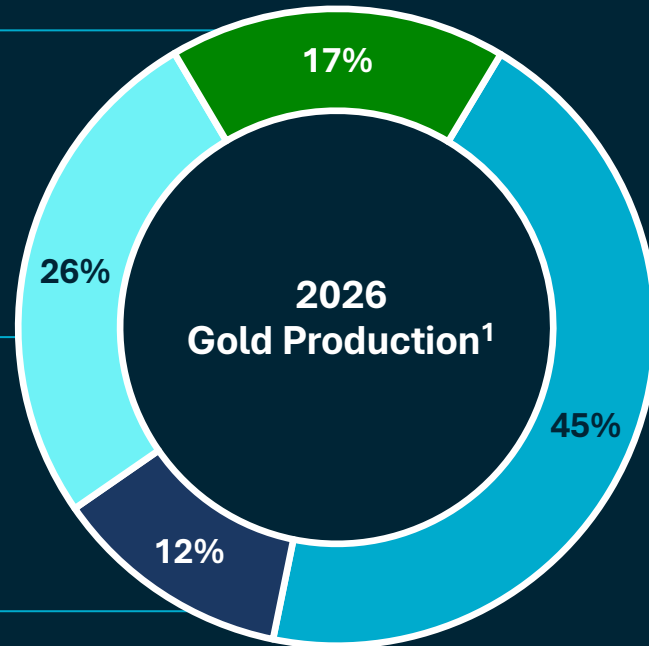
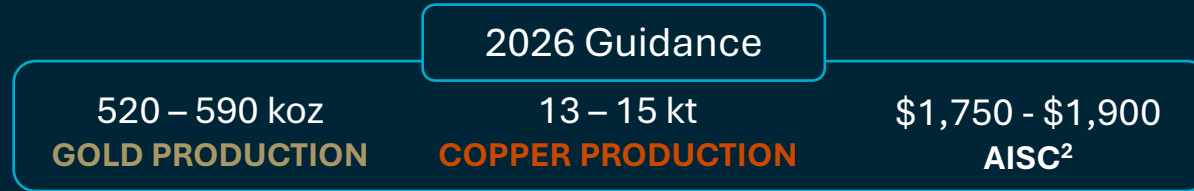
Our Values

Care | Respect | Integrity | Performance | Teamwork



Diversified Portfolio

Four operating assets producing **GOLD** & **COPPER** with significant organic growth opportunities



Strong, Capable & Aligned Leadership Team



**GERARD
BOND**

President & Chief
Executive Officer



**MARIUS VAN
NIEKERK**

EVP, Chief Financial
Officer



**BHUVANESH
MALHOTRA**

EVP, Chief
Operating Officer



**KEENAN
JENNINGS**

EVP, Chief
Exploration Officer



**MICHELLE
EDELSON**

EVP, Chief People &
Technology Officer



**ELIZABETH
THAMPY**

EVP, General Counsel
and Company Secretary



**DAVID
BICKERTON**

EVP, Chief
Sustainability Officer

Executing on Our Corporate Strategy

Five pillars to increase and sustain a higher value for OceanaGold shares

TACTICS

1

Safely, Responsibly & Reliably Deliver Gold Production

- Sustainability
- Operating excellence
- Value capture programs
- Risk management

2

A Caring, Inclusive and Winning Culture

- Living the Vision and Values
- Capable and well-led people
- Develop & retain talent

3

Increase Reserves & Deliver New Resources Cost Effectively

- Exploration
- Project execution
- Early-stage entry
- External opportunities
- Technical excellence

4

Deliver Financial Strength and Returns

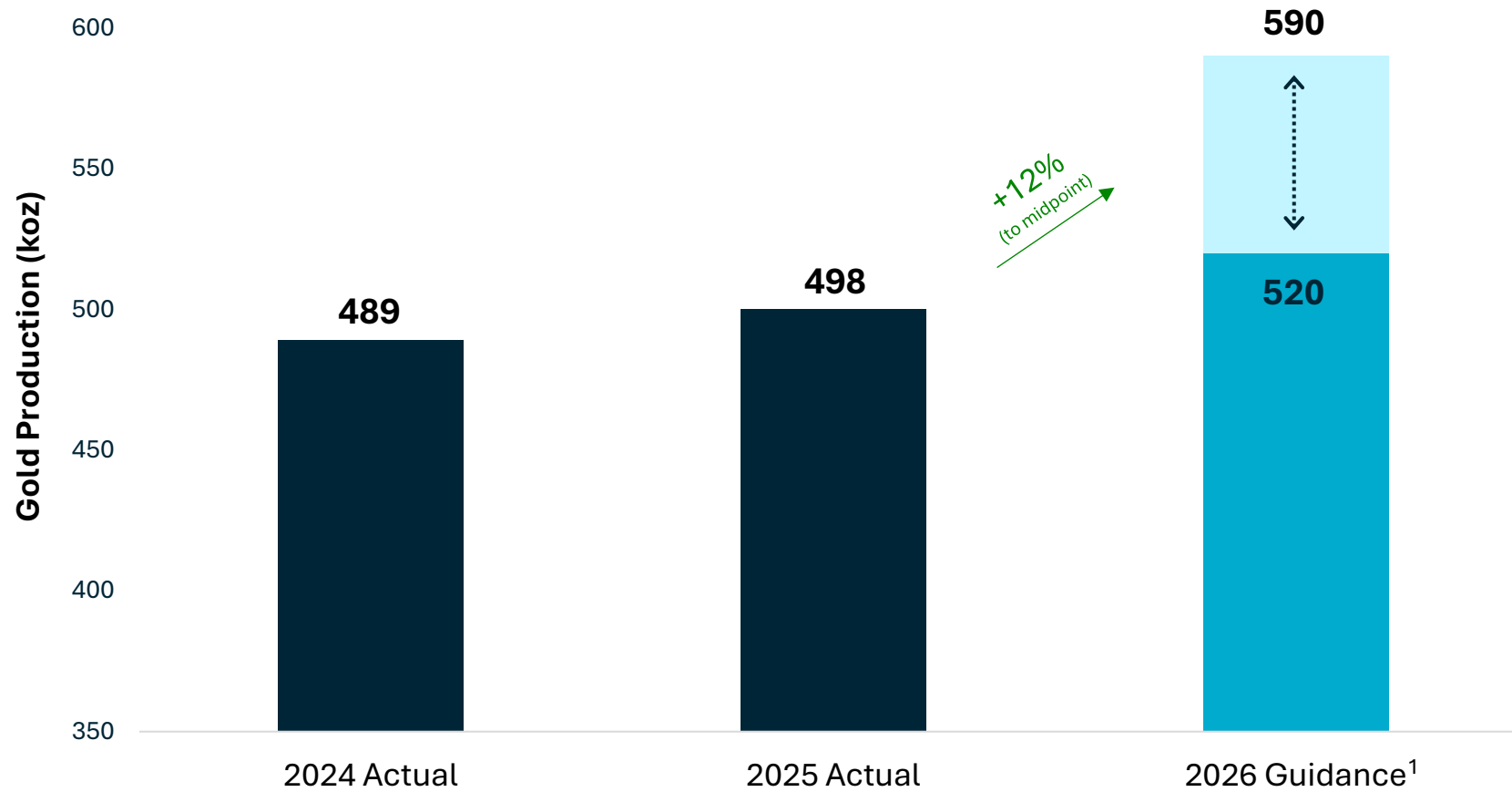
- Capital management discipline
- Strong balance sheet
- Low-cost capital
- Shareholder returns

5

Premium Rating with the Investment Community

- Independent Board
- Trusted Management
- Market engagement

1 Safely, Responsibly & Reliably Deliver Gold Production



Organic, low-risk,
production growth

2026 production
growth is
driven by Haile

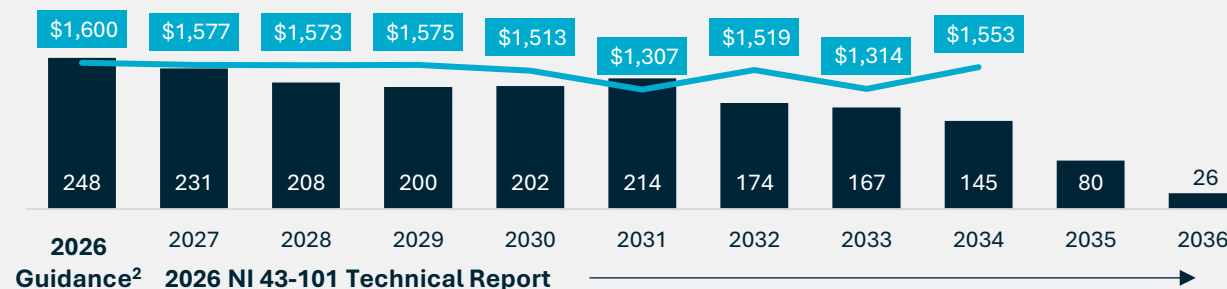
Updated Technical Reports

Positioned to generate **substantial FCF¹**, based on **reserves only²**



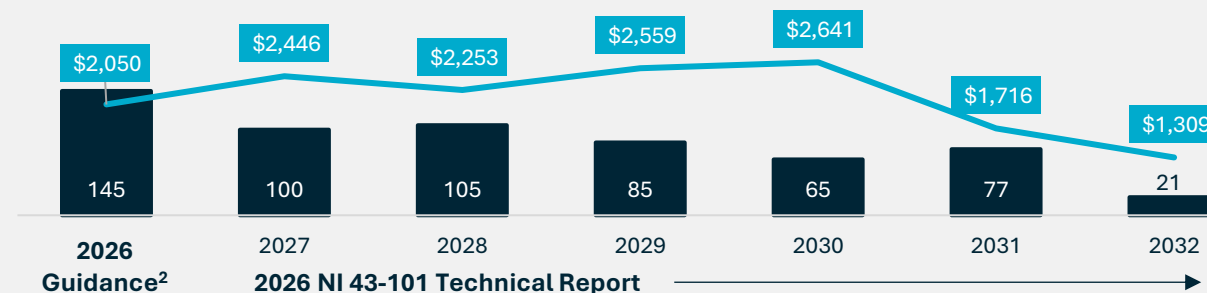
HAILE

- ✓ Expected to produce an average of 210,000 oz Au per year from 2027 to 2031 inclusive
- ✓ First ore from Palomino UG expected in 2028
- ✓ First ore from Ledbetter UG expected in 2029
- ✓ Life of Mine AISC¹ of \$1,592/oz



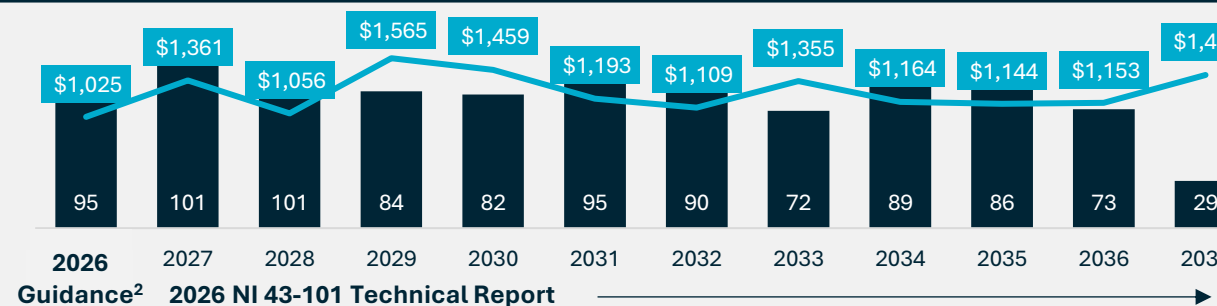
MACRAES

- ✓ Mine life extended by 5 years, with additional open pit cutbacks at Innes Mills, Coronation, Coronation North and Golden Bar
- ✓ Life of Mine AISC¹ of \$2,155/oz
- ✓ Further mine life extensions being evaluated to extend mine life to the 2040's



DIDIPIO

- ✓ Underground ore mining rates increasing to 2.8 Mtpa by 2030
- ✓ Life of Mine AISC¹ of \$1,275/oz
- ✓ Generates significant FCF over the Life of Mine



1. Non-IFRS measure. See "Cautionary Statements" in this presentation.

2. Based on the mid-point of the Company's 2026 Guidance. See Q4 2025 MD&A and "Appendix – Technical Disclosure" in this presentation for further details. Subject to market and operating conditions.

■ Production (koz) — AISC (\$/oz)¹

Sustainability is Central to Business Performance

MSCI
ESG
RATINGS



CCC B BB BBB A AA AAA

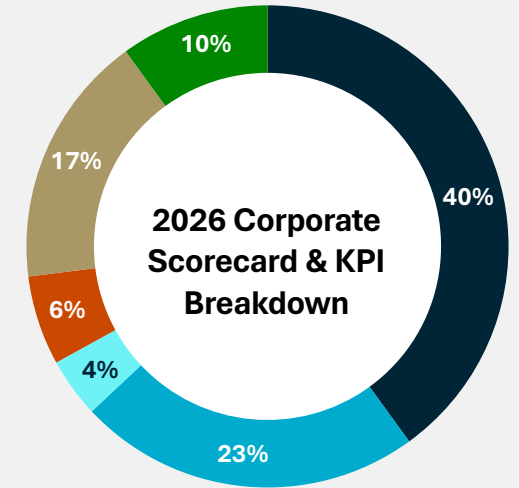
As of Mar 2026

High importance on **delivering results** in a responsible way

Safety of the workforce, **care** for the environment, **positive relationships** with the community

Board, Management and operations **aligned on sustainability deliverables**

27% of short-term incentive KPIs are **sustainability related**



- Production
- Growth
- Culture
- Cost & Continuous Improvement
- Health & Safety
- Environment, Energy & Carbon

2 A Caring, Inclusive and Winning Culture



LIVING OUR
VALUES

Culture survey achieved strong employee engagement scores

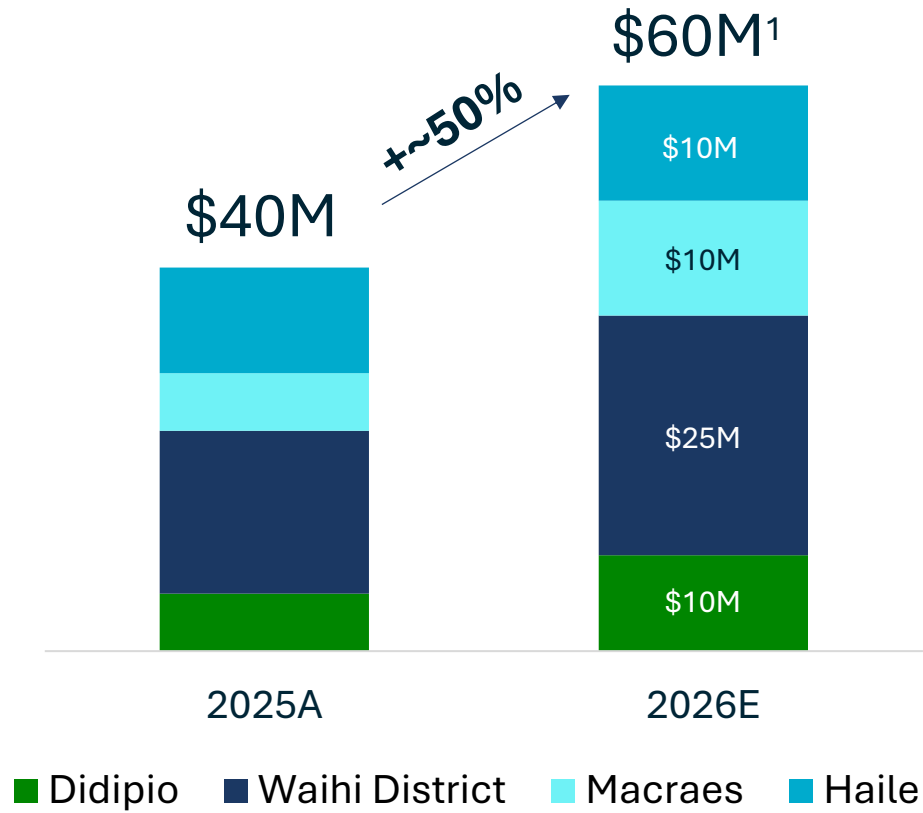
Strength in **technical expertise** and across our business

Focused on creating an **inclusive and respectful** workplace experience for **our workforce**

Living Our Values program celebrates outstanding role models of our Values

3 Increase Resources & Reserves Cost Effectively

Record exploration spend planned for 2026



2026 Priorities





Conversion of Resources to Reserves

Brownfield exploration to grow Resources

New greenfield opportunities & earn-ins

Key Catalysts

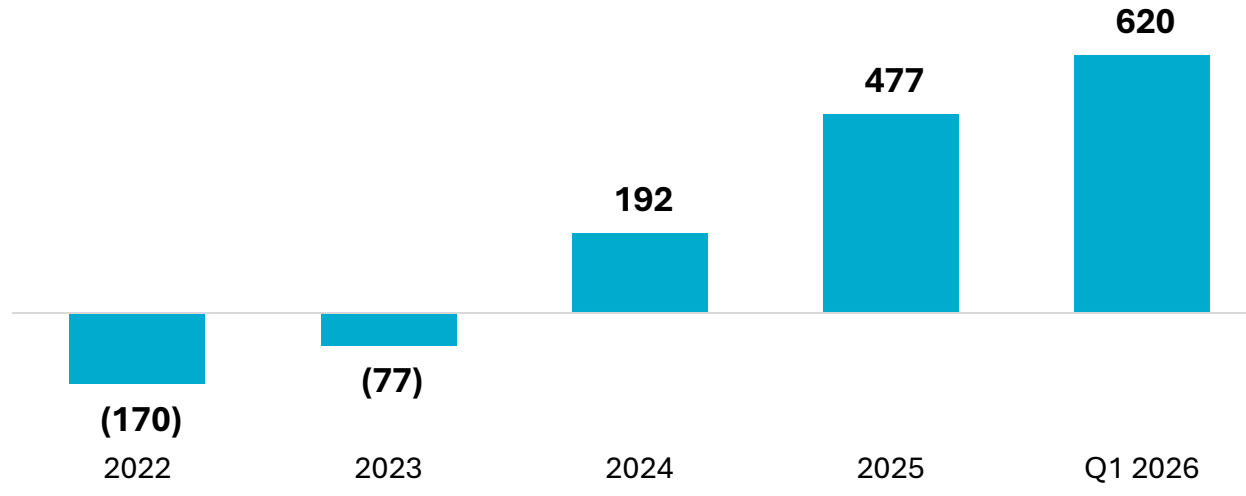
Attractive organic growth projects

	PROJECT	CATALYST	EXPECTED TIMING ¹
 HAILE	Palomino Underground	First ore	2028
	Ledbetter Underground	First ore	2029
 MACRAES	Further mine life extension	Record exploration budget	2026
		Further studies	Ongoing
 WAIHI DISTRICT	Waihi North Project development	Underground tunnelling	Commenced May 2026
	Wharekirauponga	Increase to 6 drills	2026
 DIDIPIO	Underground mining optimization	Increasing underground mining rates	Ongoing

4 Deliver Financial Strength and Returns

Adding Cash to the Balance Sheet

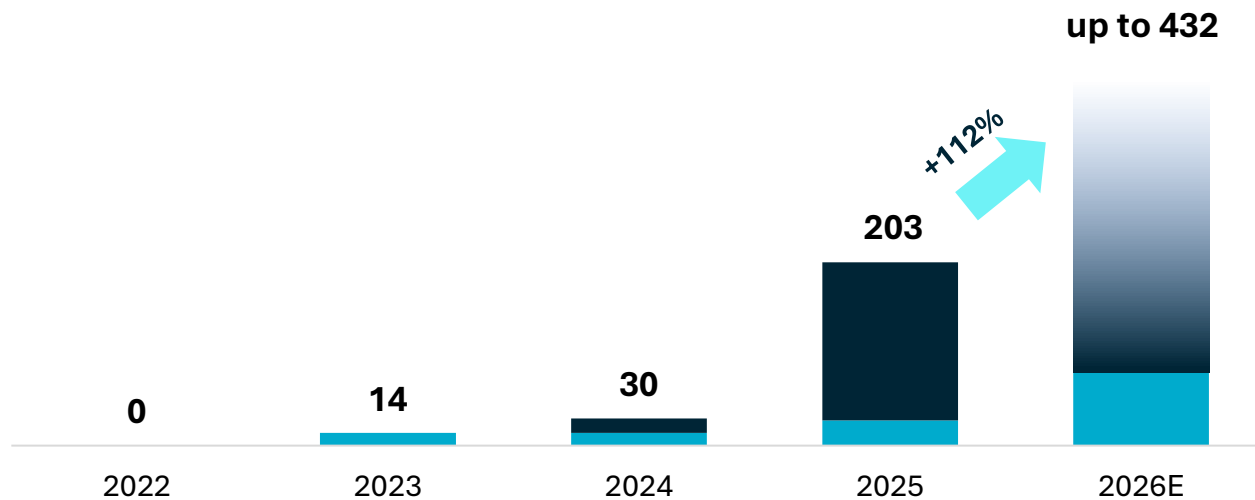
■ Net Cash (debt) (\$M)¹



Returning Capital to Shareholders

■ Dividends (\$M)

■ Buybacks (\$M)



Robust
financial position

No debt

Tripled annual dividend for 2026
(\$0.36 per share annually)

Doubled share buybacks for 2026
Up to **\$350M**

Returned **\$97M** via dividends & buybacks in **Q1 2026**

A Focus on Per Share Metrics

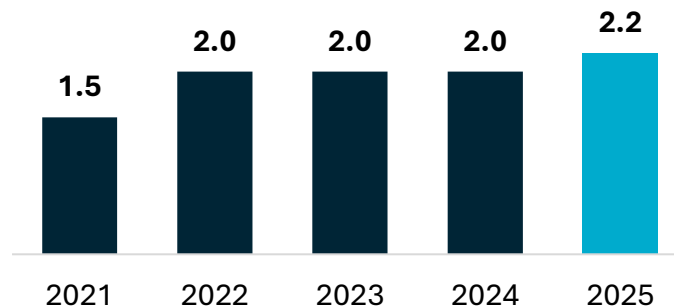
Strong per share metrics

Free Cash Flow powered by **strong production and high gold price environment**

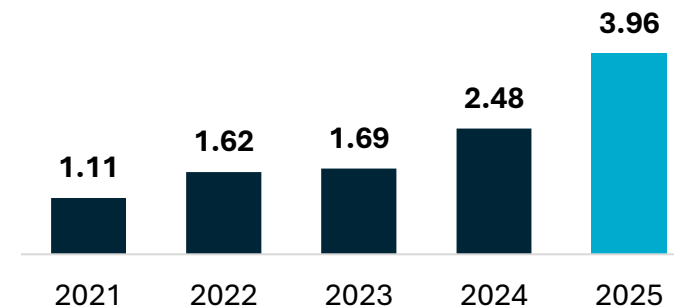
No gold hedges, prepays or royalty financings

High gold prices provides **significant upside** to cash generation potential

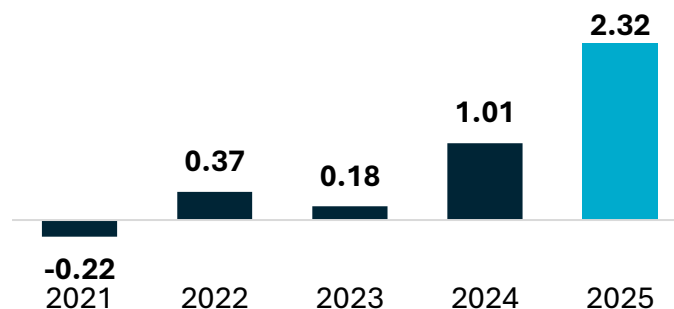
Production (oz/'000 share)



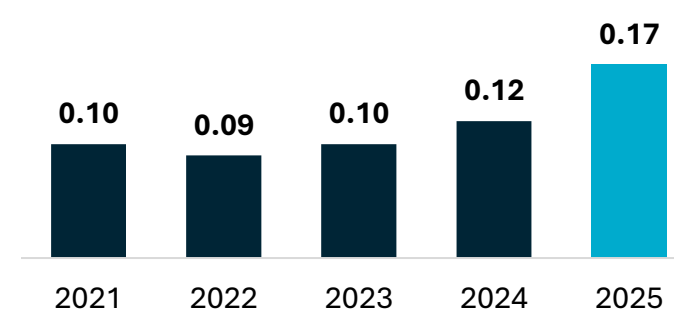
Operating Cash Flow¹ (\$/share)



Free Cash Flow¹ (\$/share)



Exploration Spend (\$/share)

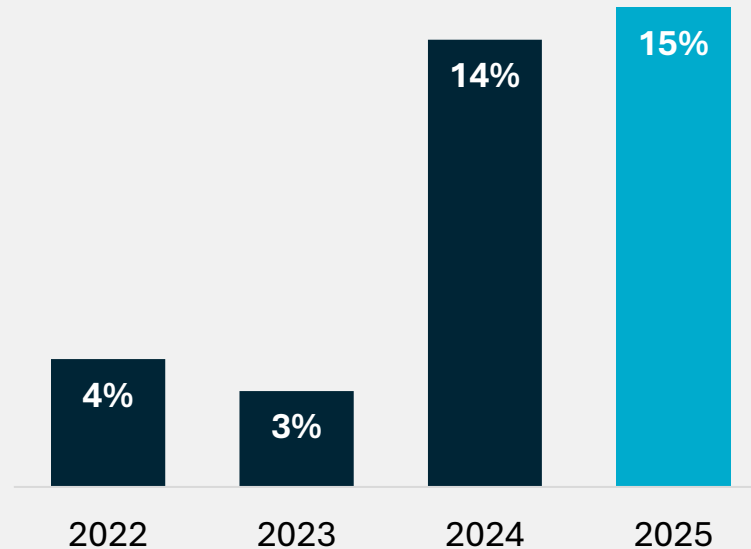


Delivering Strong Returns on Capital

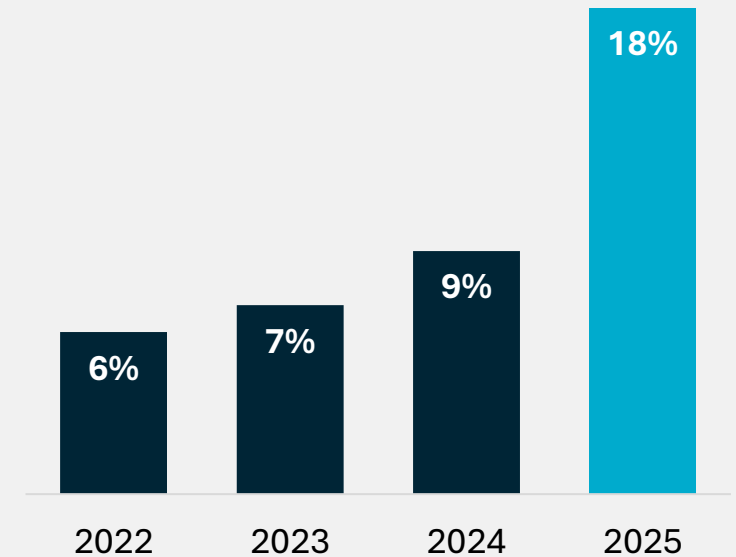
Generated **\$543M** of Free Cash Flow¹ in 2025



Free Cash Flow Yield²

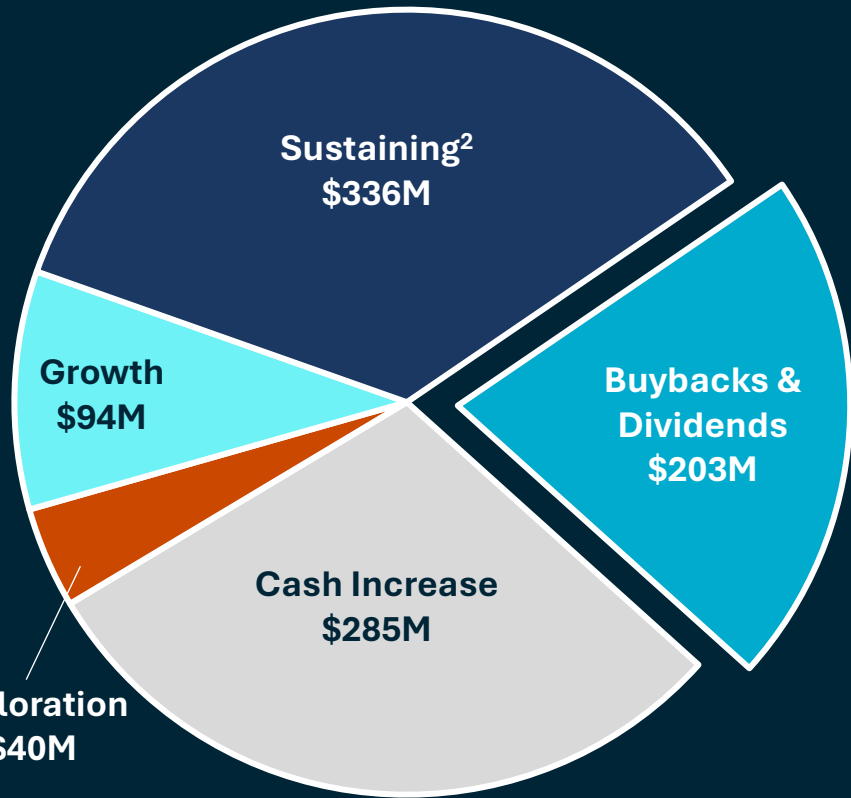


Return on Capital Employed³



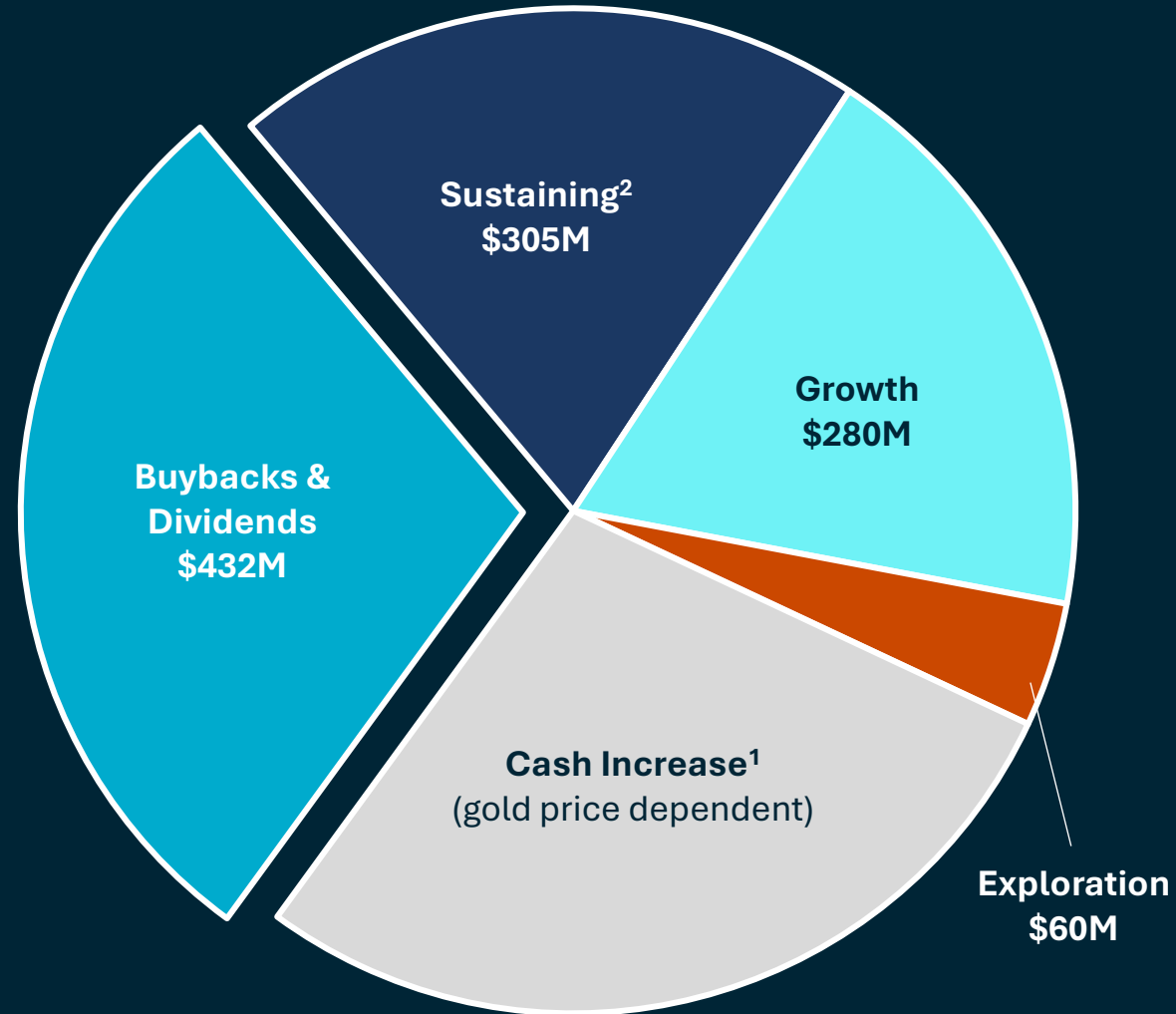
Shareholder Focused Capital Allocation

2025 Actual



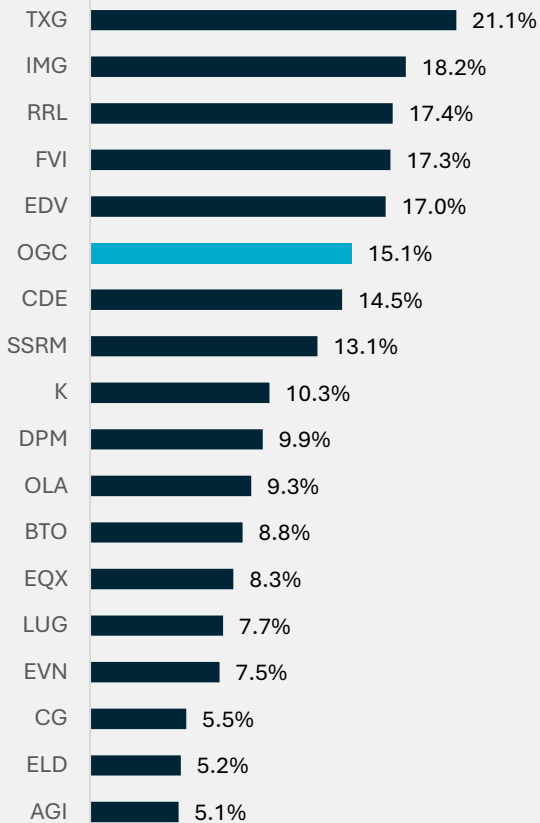
Dividends **3x**
Share Buybacks **2x**

2026 Illustrative¹

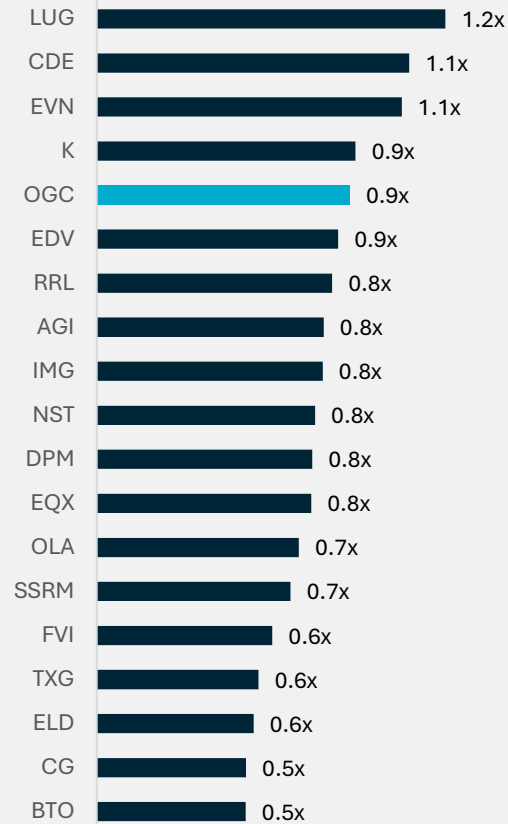


5 A Premium Rating with the Investment Community

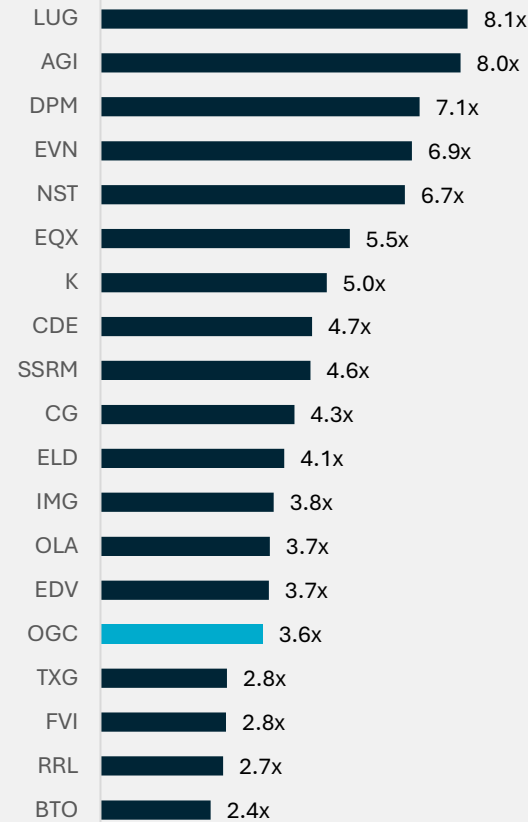
2026E FCF Yield¹



P/NAV²



2026E EV EBITDA³



Independent Chair
and strong technical
Directors

Strong Management
team

NYSE listed in
April 2026

1. Source: Capital IQ. USD as of May 4, 2026. Free Cash Flow is a non-IFRS measure. See "Cautionary Statements" in this presentation.

2. Source: Capital IQ. USD as of May 4, 2026.

3. Source: Capital IQ. Calculated current consensus Enterprise Value over Forward Consensus EBITDA in USD as of May 4, 2026. EBITDA is a non-IFRS measure. See "Cautionary Statements" in this presentation.

Investment Thesis

- **Global gold and copper producer**
with deep expertise in operations, development and exploration
- **Committed to safe and responsible mining**
managing our impacts and contributing to our host communities and society
- **Attractive financial outlook**
with significant production growth and Free Cash Flow¹
- **Disciplined capital allocation**
focused on growth with attractive returns, a strong balance sheet and increasing returns to shareholders
- **Focused on growing Reserves and Resources**
through increased investment in exploration
- **Attractive organic growth opportunities**
within a diversified portfolio

HAILE

Growth in the USA



OVERVIEW

Location

South Carolina, USA

Metals

Gold

Mine Type

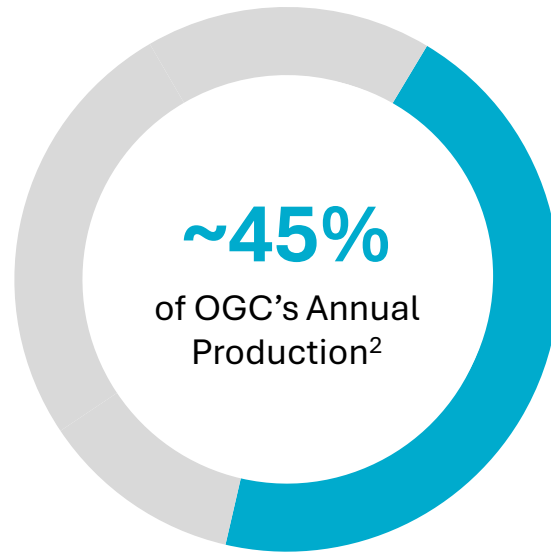
Open Pit & Underground

Processing Type

Carbon-in-leach flotation plant

Mine Life¹

2036+



2026 Guidance

235 - 260 koz
GOLD PRODUCTION

\$1,500 - \$1,700/oz
AISC³

Exploration

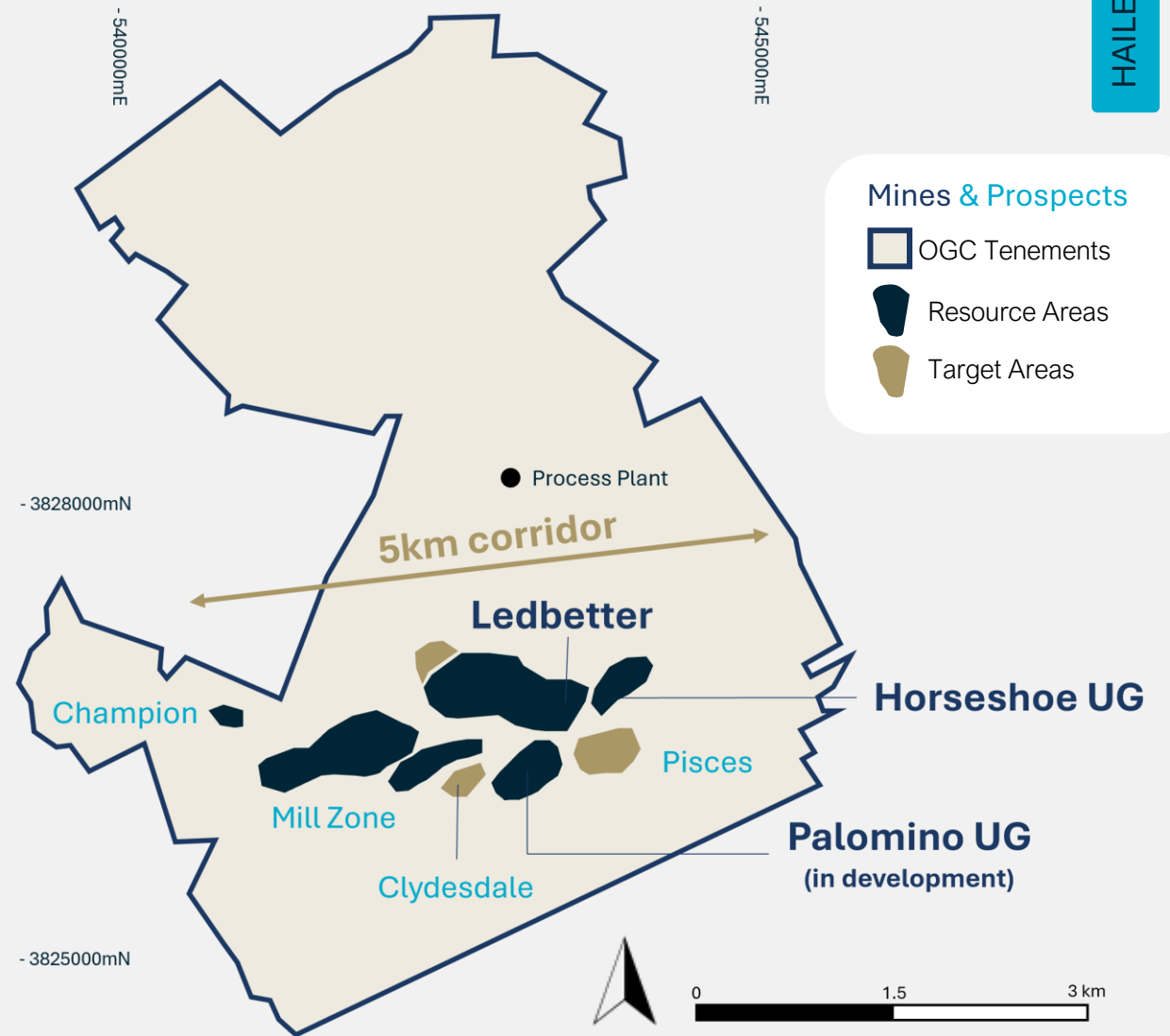
Strategic Position

- **Multi-million ounce mine** with further upside potential
- **Only gold producer** in under-explored gold district
- **Fourth largest operating gold mine** in the United States

Opportunity

- Continue exploration with **focus on underground**
- Leverage **growing knowledge** of deposit-scale controls on mineralization
- Advance **Pisces and Clydesdale targets**¹
- Exploring in wider district with partners

\$10M 2026 Exploration Guidance





OVERVIEW

Location

South Island, New Zealand

Metals

Gold

Mine Type

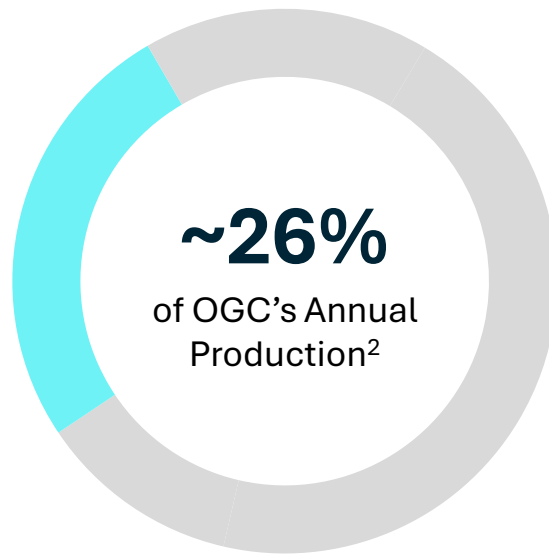
Open Pit & Underground

Processing Type

Carbon-in-leach,
Pressure oxidation

Mine Life¹

2032



2026 Guidance

135 - 155 koz
GOLD PRODUCTION

\$1,950 - \$2,150/oz
AISC³

Exploration

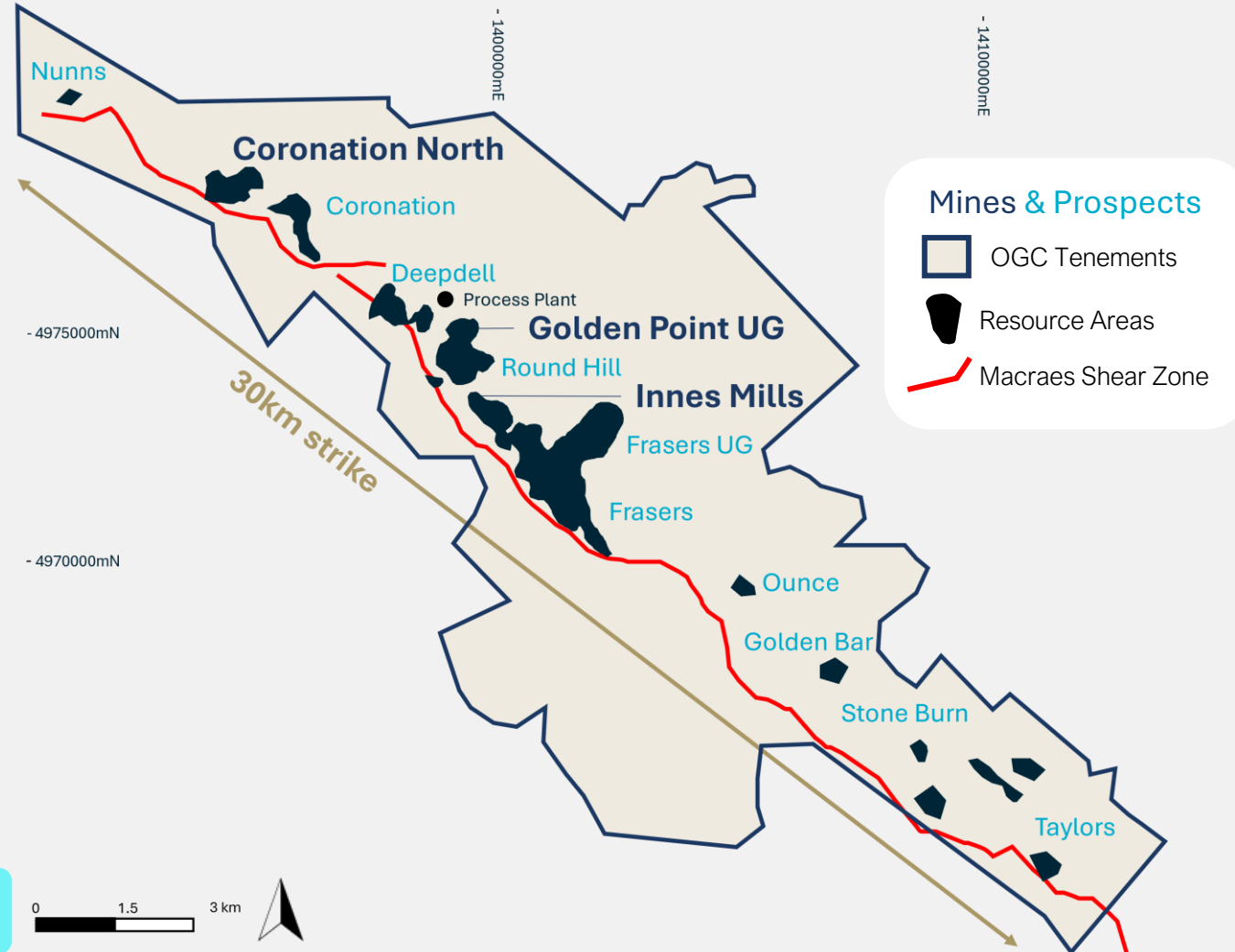
Strategic Position

- 5 Moz produced from 11 deposits
- 30 km highly mineralized structure
- Large >14,000 ha prospective land holding

Opportunity

- Significant ounce potential with leverage to higher gold prices
- Mine life extension opportunities being evaluated to potentially extend mine life into the 2040's

\$10M 2026 Exploration Guidance





OVERVIEW

Location

North Island, New Zealand

Metals

Gold, Silver

Mine Type

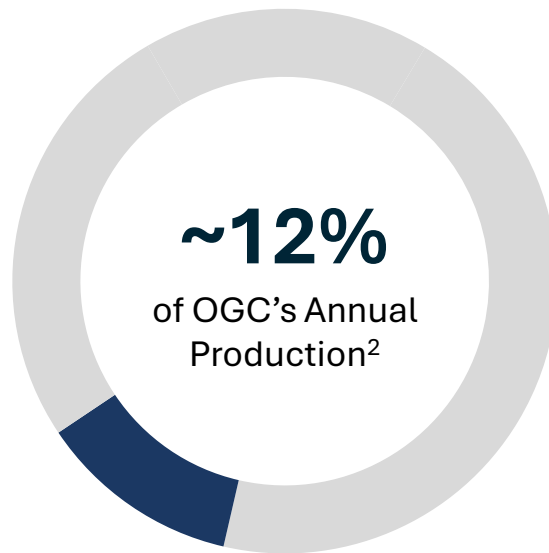
Underground

Processing Type

Carbon-in-pulp

Mine Life¹


2038+ (MUG+WUG)



2026 Guidance

60 - 75 koz
GOLD PRODUCTION

\$2,100 - \$2,300/oz
AISC³



Waihi North Project Development Updates

Key Milestones

Services trench construction

- Commenced Q3 2025

Water treatment plant expansion

- Commenced Q3 2025

Underground development

- Underground tunnelling commenced in May 2026

Power upgrade project

- Contractor mobilization

Next Steps

→ Expected completion in Q2 2026

→ Largely complete in Q2 2026

→ Commence ventilation shaft construction by end of 2026

→ Expected completion by end of 2027



Water treatment plant – May 2026



Underground portal – May 2026

Fully permitted to develop & operate the Waihi North Project

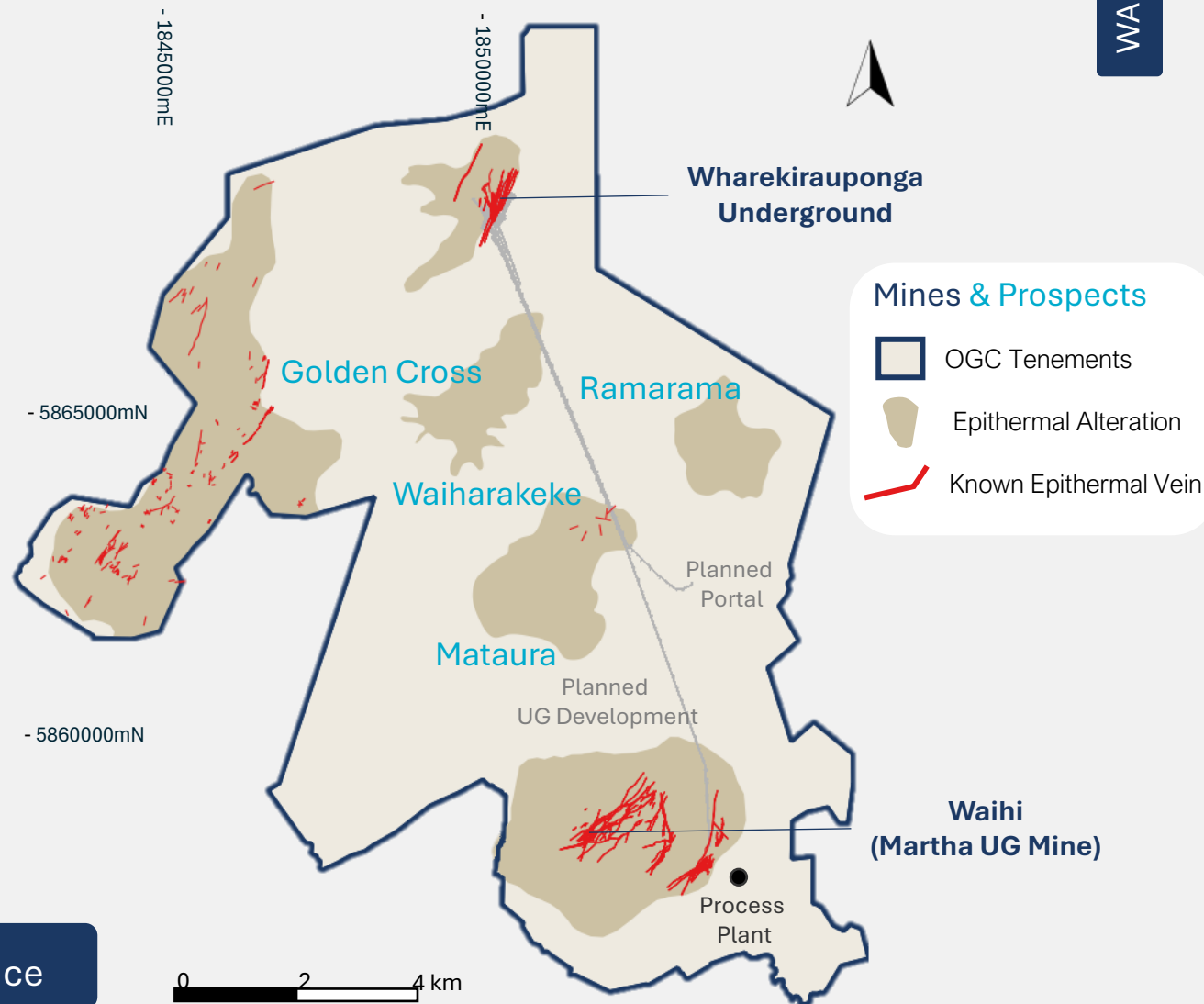
Strategic Position

- **8 Moz** high-grade epithermal district¹
- **1.2Moz of Reserves², 800koz of Inferred²** at Wharekirauponga **with strong growth potential**
- **Large land holding** centred on 3 major epithermal deposits
- **WNP after-tax NPV of \$621M & IRR of 24%** at a gold price of \$2,400/oz¹

Opportunity

- Significant **Reserve growth potential at Wharekirauponga and Martha**
- Additional **discovery opportunity** around epithermal alteration centres
- **Permit allows for doubling number of drill rigs and increased number of drill pads**

\$25M 2026 Exploration Guidance



Didipio

A strong Free Cash Flow generator with upside

DIDIPIO

OVERVIEW

Location

Luzon Island, Philippines

Metals

Gold & Copper

Ownership

80% OceanaGold, 20% PSE Listed

Mine Type

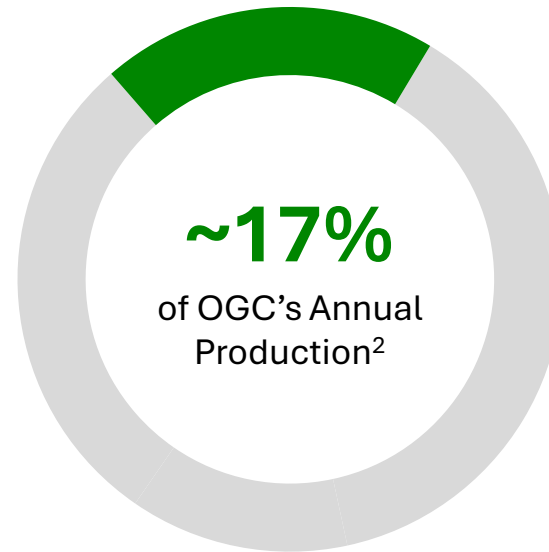
Stockpile & Underground

Processing Type

Gravity, Flotation

Mine Life¹

2037



2026 Guidance

85 – 105 koz

GOLD
PRODUCTION

13 – 15 kt

COPPER
PRODUCTION

\$975 - \$1,100/oz

AISC³



1. Based on the technical report for Didipio titled “NI 43-101 Technical Report – Didipio Mine, Luzon Island, Philippines”, dated March 27, 2026, with an effective date of December 31, 2025.

2. Based on the mid-point of 2026 production guidance. See Q4 2025 MD&A for further details on guidance.

3. Non-IFRS measure. See “Cautionary Statements” in this presentation.

Exploration

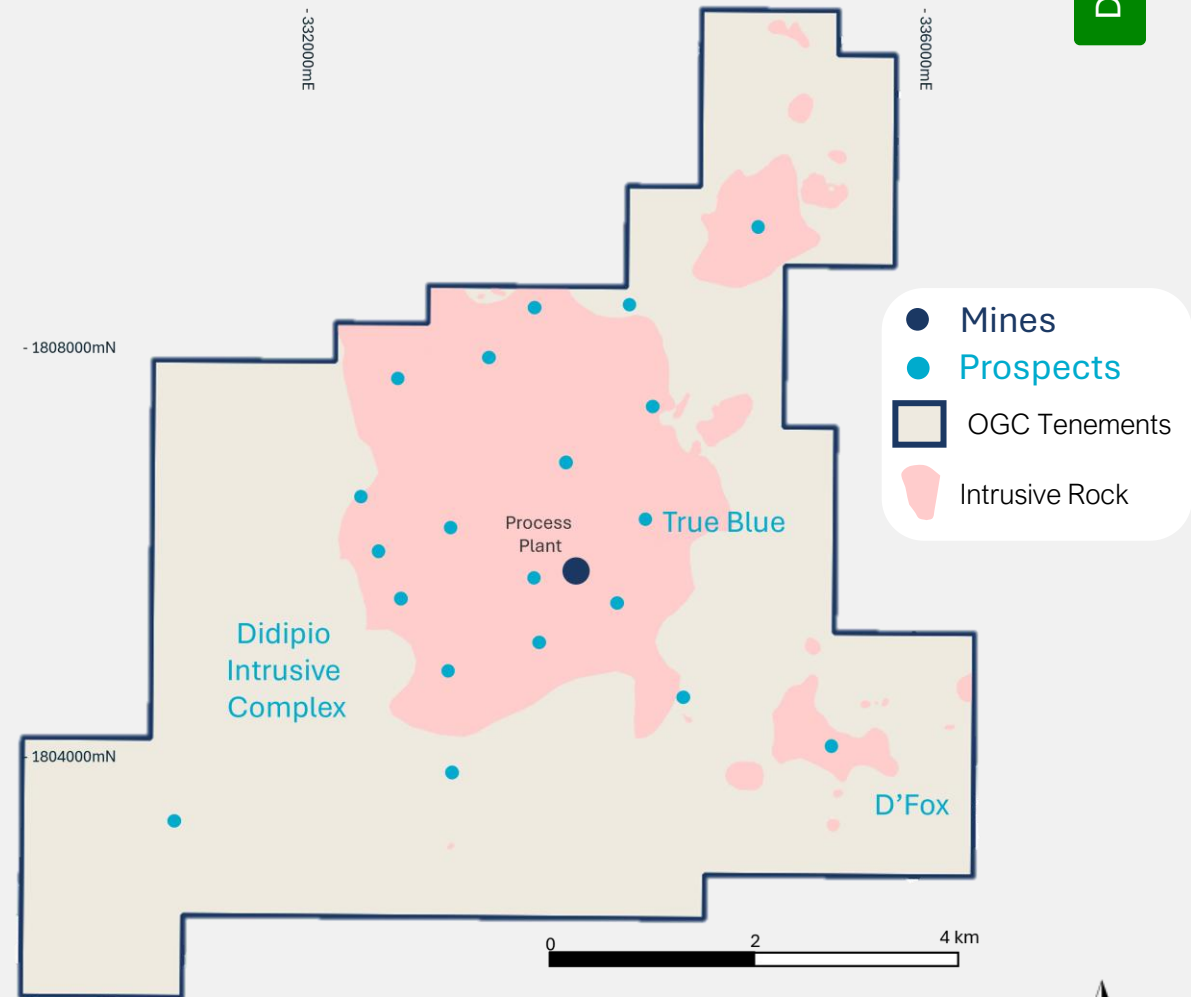
Strategic Position

- High-margin **Copper-Gold porphyry**
- **Multi-million-ounce deposit with large and prospective** land holding

Opportunity

- Continued growth through **Resource conversion at depth**
- **Regional discovery potential** across the FTAA
- Leverage knowledge and local team to explore **porphyry analogues elsewhere in the Philippines**

\$10M 2026 Exploration Guidance



Global Greenfields Exploration

Targeting new greenfields exploration and earn-in opportunities

Headwater Gold



Nevada, USA

TJ, Jake Creek & Hot Creek Projects

- 2026: Initial drilling completed at TJ. Drilling to commence at Jake Creek.
- Earn-in details:
 - Funding an aggregate \$2.5M in the first two years
 - Up to \$65M in funding to earn up to a 65% interest
 - Option to earn a further 10% interest upon completion of a PFS

Carolina Rush



South Carolina, USA

Brewer Gold-Copper Project

- 2026: Initial drilling program underway
- Earn-in details:
 - Funding \$1.5M in the first year
 - Up to \$20M in funding to earn up to an 80% interest

Regional Targets

New Zealand & The Philippines

New Zealand

- 2026: Follow up on multiple targets we fully own to uncover further opportunities or new discoveries

Philippines

- 2026: Follow up on multiple targets we fully own to uncover further opportunities or new discoveries



OCEANAGOLD

Appendix



Capital Structure

Capitalization¹

TSX / NYSE	OGC
Issued and Outstanding Shares ¹ :	224M
Fully Diluted Shares ¹ :	229M
Current Share Price (CAD) ² :	\$44.72
52-Week Low / High (CAD) ² :	\$14.94 / \$59.20
Market Capitalization (CAD/USD)²:	~\$10.0B/\$7.3B

Balance Sheet³

Cash ³ :	\$620M
Debt ³ :	-
Net Cash⁴:	\$620M
Leverage Ratio	0.0x

Top Shareholders²



Analyst Coverage

BMO Capital Markets	Brian Quast
Canaccord Genuity	Jeremy Hoy
CIBC World Markets	Cosmos Chiu
ATB Cormark Securities	Richard Gray
Desjardins Securities	Bryce Adams
Jefferies Securities, Inc.	Fahad Tariq
National Bank	Don DeMarco
Raymond James	Judith Elliott
RBC Capital Markets	Harrison Reynolds
Scotiabank	Ovais Habib
TD Securities	Wayne Lam

Indices Inclusion²

- TSX Composite
- TSX Global Gold
- TSX Global Mining
- FTSE Mines Index Series
- VanEck Junior Gold Miners (GDXJ)
- VanEck Gold Miners (GDX)

1. As at May 6, 2026. See Q1 2026 MD&A for more information.

2. Sourced from Capital IQ as at May 11, 2026.

3. As at March 31, 2026. See Q1 2026 MD&A for more information.

4. Non-IFRS measure. See “Cautionary Statements” in this presentation.

Board of Directors



**PAUL
BENSON**
Chair



**GERARD
BOND**
Executive Director



**LINDA
BROUGHTON**
Non-Executive
Director



**SANDRA
DODDS**
Non-Executive
Director



**STEFANIE
LOADER**
Non-Executive
Director



**CRAIG
NELSEN**
Non-Executive
Director



**ALAN
PANGBOURNE**
Non-Executive
Director



**IAN
REID**
Non-Executive
Director

Diesel Price Sensitivity and Supply

No disruptions to operations to date due to Iran conflict

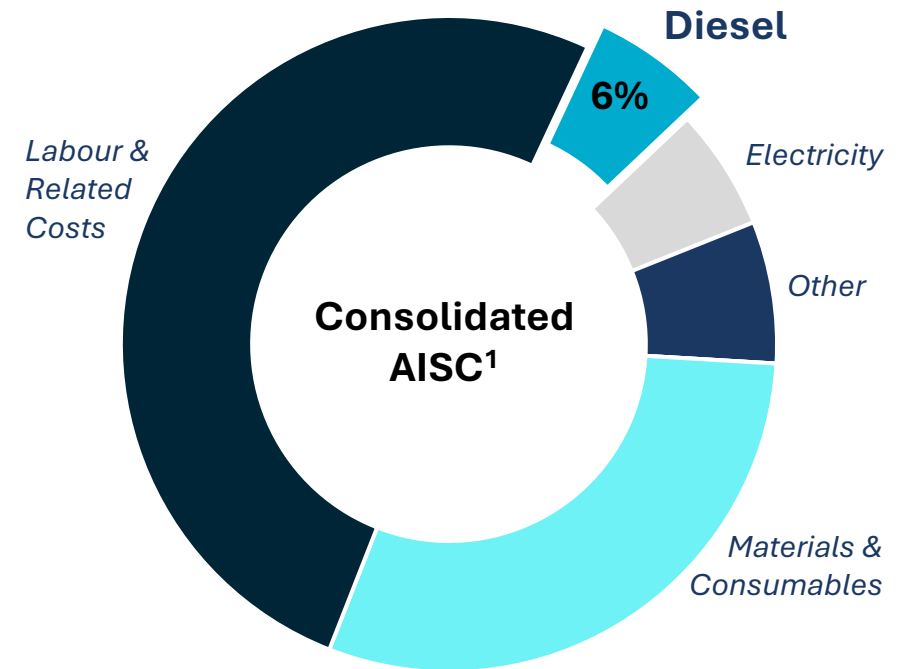
Majority of diesel consumption is at Haile and Macraes

80% of diesel is hedged at ~\$65/bbl at Haile and Macraes, to the end of 2026

Oil prices to \$100/bbl are expected to have ~\$25/oz impact on AISC¹, with hedges in place

Potential for sustained higher diesel prices & supply chain factors to impact operating & capital costs

Diesel consumption comprises ~6% of consolidated 2026 AISC¹ guidance



Proven and Probable Reserves

As at December 31, 2025

		Proven			Probable			Proven & Probable			Cut-off grade
		Tonnes (Mt)	Au (g/t)	Contained Ozs (Moz)	Tonnes (Mt)	Au (g/t)	Contained Ozs (Moz)	Tonnes (Mt)	Au (g/t)	Contained Ozs (Moz)	
Gold	Horseshoe Underground	1.52	4.39	0.21	2.63	4.24	0.36	4.14	4.29	0.57	1.86 g/t Au
	Palomino Underground	-	-	-	3.62	2.96	0.34	3.62	2.96	0.34	1.86 g/t Au
	Ledbetter Underground	-	-	-	4.00	3.39	0.44	4.00	3.39	0.44	1.86 g/t Au
	Open Pits	2.47	1.23	0.10	16.1	1.62	0.84	18.6	1.57	0.94	0.50 g/t & 0.60 g/t Au
	Haile Total	3.99	2.43	0.31	26.3	2.33	1.98	30.3	2.35	2.29	
	Didipio Underground	13.5	1.39	0.60	14.7	0.85	0.40	28.3	1.11	1.01	0.76 g/t & 1.16 g/t AuEq
	Didipio Open Pit Stockpile	13.2	0.30	0.13	-	-	-	13.2	0.30	0.13	0.27 g/t AuEq
	Didipio Total	26.7	0.85	0.73	14.7	0.85	0.40	41.5	0.85	1.13	
	Macraes Underground	0.04	2.01	0.00	2.57	1.90	0.16	2.62	1.90	0.16	1.08 g/t & 0.94 g/t Au
	Macraes Open Pit	11.5	0.55	0.20	19.7	0.64	0.40	31.2	0.61	0.61	0.25 g/t & 0.30 g/t Au
	Macraes Total	11.5	0.56	0.21	22.3	0.78	0.56	33.8	0.71	0.77	
	Martha Underground	-	-	-	3.43	3.85	0.42	3.43	3.85	0.42	2.6 g/t & 3.2 g/t Au
	Wharekirauponga	-	-	-	4.10	9.20	1.21	4.10	9.20	1.21	2.40 g/t Au
Waihi Total	-	-	-	7.53	6.76	1.64	7.53	6.76	1.64		
Total Gold	42.3	0.92	1.25	70.9	2.01	4.58	113	1.60	5.83		
Silver	Horseshoe Underground	1.52	1.5	0.1	2.63	1.8	0.2	4.14	1.7	0.2	
	Palomino Underground	-	-	-	3.62	2.7	0.3	3.62	2.7	0.3	
	Ledbetter Underground	-	-	-	4.00	11	1.3	4.00	11	1.3	
	Open Pits	2.47	2.1	0.2	16.1	2.3	1.2	18.6	2.2	1.3	
	Haile Total	3.99	1.9	0.2	26.3	3.5	3.0	30.3	3.3	3.2	
	Didipio Underground	13.5	1.7	0.7	14.7	1.3	0.6	28.3	1.5	1.4	
	Didipio Open Pit Stockpile	13.2	1.9	0.8	-	-	-	13.2	1.9	0.8	
	Didipio Total	26.7	1.8	1.6	14.7	1.3	0.6	41.5	1.7	2.2	
	Martha Underground	-	-	-	3.43	17	1.9	3.43	17	1.9	
	Wharekirauponga	-	-	-	4.10	16	2.1	4.10	16	2.1	
	Waihi Total	-	-	-	7.53	17	4.0	7.53	17	4.0	
	Total Silver	30.7	1.8	1.8	48.6	4.9	7.6	79.3	3.7	9.5	
	Copper	Didipio Underground	13.5	0.38	0.05	14.7	0.31	0.05	28.3	0.35	0.10
Didipio Open Pit Stockpile		13.2	0.28	0.04	-	-	-	13.2	0.28	0.04	
Didipio Total		26.7	0.33	0.09	14.7	0.31	0.05	41.5	0.32	0.13	
Total Copper		26.7	0.33	0.09	14.7	0.31	0.05	41.5	0.32	0.13	

Notes:

- Mineral Reserves are defined by mine designs based upon the following assumptions: metal prices of US\$2,200/oz gold, US\$4.00/lb copper and US\$25/oz silver; and NZD/USD exchange rate of 0.60.
- Reported estimates of contained metal are not depleted for processing losses.
- For underground Mineral Reserves, cut-offs applied to diluted grades.
- Mineral Reserves are reported on a 100% basis. OceanaGold holds an 80% attributable interest in the Didipio Mine.
- Haile – Open Pit: the primary cut-off grade is 0.5 g/t Au, while oxide material is assigned a cut-off grade of 0.6 g/t Au. Underground: the cut-off grade is 1.86 g/t Au.
- Didipio – Gold equivalence (AuEq) is based upon the presented gold and copper prices as well as processing recoveries. AuEq = Au g/t + 1.27 x Cu%. The 13.2 Mt surface stockpile inventory includes 5.3 Mt of low-grade stocks mined at an approximate cut-off grade of 0.27 g/t AuEq. Underground: cut-off grade of 1.16 g/t AuEq is used. Incremental stopes proximal to development already planned to access main stoping areas are reported to a lower cut-off grade of 0.76 g/t AuEq.
- Macraes – Open Pit: Primary cut-off grade is 0.25 g/t while Golden Bar is 0.30 g/t. Underground: Golden Point cut-off grade is 1.08 g/t Au. Stopes for which access already exists are reported to a lower cut-off grade of 0.94 g/t.
- Waihi – Martha Underground cut-off grade for previously unmined stoping areas is 2.60 g/t Au, increasing to 3.2 g/t Au for stoping areas in close proximity to remnant workings. Wharekirauponga Underground cut-off grade for stopes is 2.40 g/t Au.

Measured, Indicated & Inferred Resources

As at December 31, 2025

		Measured			Indicated			Measured & Indicated			Inferred			Cut-off grade
		Tonnes (Mt)	Au (g/t)	Contained Ozs (Moz)	Tonnes (Mt)	Au (g/t)	Contained Ozs (Moz)	Tonnes (Mt)	Au (g/t)	Contained Ozs (Moz)	Tonnes (Mt)	Au (g/t)	Contained Ozs (Moz)	
Gold	Horseshoe Underground	1.98	5.11	0.33	2.76	5.11	0.45	4.74	5.11	0.78	0.5	2.7	0.0	1.70 g/t Au
	Palomino Underground	.	.	.	4.19	3.38	0.45	4.19	3.38	0.45	0.8	2.5	0.1	1.70 g/t Au
	Ledbetter Underground	.	.	.	4.07	4.12	0.54	4.07	4.12	0.54	1.2	2.9	0.1	1.70 g/t Au
	Open Pits	2.58	1.21	0.10	16.1	1.64	0.85	18.7	1.58	0.95	0.6	0.9	0.0	0.50 g/t & 0.60 g/t Au
	Haile Total	4.56	2.91	0.43	27.1	2.63	2.30	31.7	2.67	2.72	3.1	2.4	0.2	
	Didipio Underground	14.3	1.53	0.71	17.7	0.89	0.51	32.0	1.18	1.21	9.2	0.9	0.3	0.67 g/t AuEq
	Open Pit Stockpiles	13.2	0.29	0.12	.	.	.	13.2	0.29	0.12				0.27 g/t & 0.40 g/t AuEq
	Didipio Total	27.5	0.94	0.83	17.7	0.89	0.51	45.2	0.92	1.34	9.2	0.9	0.3	
	Macraes Underground	0.08	3.02	0.01	6.37	2.28	0.47	6.45	2.29	0.47	2.4	1.8	0.1	0.97 g/t Au
	Open Pits	12.6	0.62	0.25	35.7	0.67	0.76	48.3	0.65	1.01	25	0.7	0.5	0.25 g/t & 0.40 g/t Au
	Macraes Total	12.7	0.63	0.26	42.1	0.91	1.23	54.8	0.85	1.49	27	0.8	0.7	
	Martha Underground				6.33	5.24	1.07	6.33	5.24	1.07	2.2	4.6	0.3	2.15 g/t Au
	Wharekirauponga				2.63	17.3	1.46	2.63	17.3	1.46	2.9	8.5	0.8	1.70 g/t Au
	Open Pits				9.72	1.76	0.55	9.72	1.76	0.55	3.2	1.8	0.2	0.50 g/t & 0.56 g/t Au
Waihi Total				18.7	5.13	3.08	18.7	5.13	3.08	8.3	4.9	1.3		
Total Gold	44.8	1.05	1.51	106	2.10	7.11	150	1.78	8.63	48	1.6	2.5		
Silver	Horseshoe Underground	1.98	1.9	0.12	2.76	2.1	0.2	4.74	2.0	0.3	0.5	1.0	0.0	
	Palomino Underground	.	.	.	4.19	2.8	0.4	4.19	2.8	0.4	0.8	2.1	0.1	
	Ledbetter Underground	.	.	.	4.07	12	1.6	4.07	12	1.6	1.2	7.5	0.3	
	Open Pits	2.58	2.2	0.18	16.1	2.5	1.3	18.7	2.5	1.5	0.6	2.4	0.0	
	Haile Total	4.56	2.0	0.30	27.1	4.0	3.5	31.7	3.7	3.8	3.1	4.0	0.4	
	Didipio Underground	14.3	1.8	0.8	17.7	1.4	0.8	32.0	1.6	1.6	9.2	1.2	0.4	
	Open Pit Stockpiles	13.2	1.9	0.8	.	.	.	13.2	1.9	0.8				
	Didipio Total	27.5	1.8	1.6	17.7	1.4	0.8	45.2	1.7	2.4	9.2	1.2	0.4	
	Martha Underground				6.33	20	4.1	6.33	20	4.1	2.2	24	1.7	
	Wharekirauponga				2.63	27	2.3	2.63	27	2.3	2.9	13	1.2	
Open Pits				9.72	10	3.2	9.7	10	3.2	3.2	9.6	1.0		
Waihi Total				18.7	16	9.6	18.7	16	9.6	8.3	15	3.9		
Total Silver	32.1	1.9	1.9	63.5	6.8	14	95.6	5.1	16	21	7.1	4.7		
Copper	Didipio Underground	14.3	0.43	0.06	17.7	0.33	0.06	32.0	0.37	0.12	9.2	0.3	0.02	
	Open Pit Stockpiles	13.2	0.28	0.04	.	.	.	13.2	0.28	0.04				
	Didipio Total	27.5	0.36	0.10	17.7	0.33	0.06	45.2	0.35	0.16	9.2	0.3	0.02	
	Total Copper	27.5	0.36	0.10	17.7	0.33	0.06	45.2	0.35	0.16	9.2	0.3	0.02	

Mineral Resources are reported inclusive of Mineral Reserves. Mineral Resources that are not Mineral Reserves do not have demonstrated economic viability. All Mineral Resources are based on the following assumptions: metal prices of US\$2,450/oz gold, US\$4.50/lb copper and US\$28.50/oz silver; and NZD/USD exchange rate of 0.60.

- Macraes Open Pit Mineral Resources are constrained by optimised shells based upon economic assumptions above. Waihi Open Pit Mineral Resources reported within a pit design limited by infrastructural considerations. Haile Open Pit Mineral Resources reported within the reserve design pit.
- Underground Mineral Resources are reported within volumes guided by conceptual stope designs which are based upon economic assumptions above and exclude dilution.
- Mineral Resources are reported on a 100% basis. OceanaGold holds an 80% attributable interest in the Didipio Mine.
- Haile – Open Pit primary cut-off grade is 0.50 g/t Au, while oxide cut-off grade is 0.60 g/t Au. Horseshoe, Ledbetter and Palomino Underground Mineral Resources at 1.70 g/t Au cut-off.
- Didipio – 13.2 Mt surface stockpile inventory based on mining cut-off grades at the time ranging from 0.27 g/t to 0.40 AuEq. Underground Mineral Resources reported at a cut-off grade of 0.67 g/t AuEq between the 2,460mRL and 1,800mRL with AuEq cut-off grade based on presented gold and copper prices. AuEq = Au g/t + 1.27 x Cu %.
- Macraes – Open Pits cut-off grades between 0.25 g/t Au and 0.40 g/t Au. Golden Point Underground cut-off grade is 0.97 g/t Au.
- Waihi – Martha Underground cut-off grade is 2.15 g/t Au, Wharekirauponga cut-off grade is 1.70 g/t Au. Martha Open Pit cut-off grade is 0.5 g/t Au and Gladstone Open Pit cut-off grade is 0.56 g/t Au.

Technical Disclosure

Notes to Mineral Reserves and Mineral Resources Estimates

All Mineral Reserves and Mineral Resources were estimated as of December 31, 2025 and have been prepared in accordance with NI 43-101. Mineral Reserves and Mineral Resources estimates are reported on a 100% basis. OceanaGold holds an 80% attributable interest in the Didipio Mine. All tonnage, grade and contained metal content estimates have been rounded; rounding may result in apparent summation differences between tonnes, grade, and contained metal content.

Mineral Resources are reported inclusive of Mineral Reserves. Mineral Resources that are not Mineral Reserves do not have demonstrated economic viability. It is reasonably expected that the majority of Inferred Mineral Resources could be upgraded to Indicated Mineral Resources with continued exploration; however, there is no guarantee that all or any part of an Inferred Mineral Resource will ever be upgraded to a higher category.

The Mineral Resources estimate for Haile open pit has been verified and approved by, or is based on information prepared by, or under the supervision of, J. Moore, the Company's Head of Resource Development. The Mineral Reserves estimate for Haile open pits has been verified and approved by, or is based on information prepared by, or under the supervision of, G. Hollett, the Company's Head of Mine Engineering. The Mineral Resources estimate for Haile underground has been verified and approved by, or is based on information prepared by, or under the supervision of, D. Corley, the Company's Principal Resource Geologist, and the Mineral Reserves estimate for Haile underground has been verified and approved by or is based upon information prepared by, or under the supervision of, B. Drury, Superintendent – Engineering Services (underground), Haile.

The Mineral Resources estimate for Didipio has been verified and approved by, or is based on information prepared by, or under the supervision of, J. Moore, while the Mineral Reserves estimate for Didipio underground has been verified and approved by or is based upon information prepared by, or under the supervision of, P. Jones, the Company's Head of Underground Mining.

The Mineral Resources estimate for Macraes open pit and underground operations has been verified and approved by, or is based on information prepared by, or under the supervision of, M. Grant, the Company's Senior Geologist – Resource Development, Macraes. The Mineral Reserves estimate for Macraes open pits has been verified and approved by, or is based on information prepared by, or under the supervision of, K. Madambi, the Company's Manager – Technical Services & Projects, Macraes. The Mineral Reserves estimate for Macraes underground has been verified and approved by, or is based upon information prepared by, or under the supervision of, E. Leslie, the Company's Group Mining Engineer.

The Mineral Resources estimate for Waihi's Wharekirauponga Underground, Martha Underground, Gladstone Open Pit and Martha Open Pit has been verified and approved by, or is based on information prepared by, or under the supervision of, L. Crawford-Flett, the Company's Manager – Exploration and Geology, Waihi. The Mineral Reserves estimate for Martha Underground has been verified and approved by, or is based on information prepared by, or under the supervision of, D. Townsend, the Company's Manager – Mining (Underground), Waihi. The Mineral Reserves estimate for the Wharekirauponga Underground has been verified and approved by, or is based upon information prepared by, or under the supervision of, E. Leslie, the Company's Group Mining Engineer.

All such persons noted above are “qualified persons” for the purposes of NI 43-101. Messrs. Crawford-Flett, Jones, Leslie, Madambi, Moore and Townsend are Members and Chartered Professionals with the Australasian Institute of Mining and Metallurgy. Messrs. Corley and Grant are members of the Australian Institute of Geoscientists. Mr. Hollett is a Professional Engineer registered with Engineers and Geoscientists of British Columbia. Ms. Drury is a Registered Member with the Society of Mining, Metallurgy & Exploration.

For further scientific and technical information supporting the disclosure in this presentation (including disclosure regarding Mineral Resources and Mineral Reserves, data verification, key assumptions, parameters, methods used to estimate the Mineral Resources and Mineral Reserves, and risks and other factors), please refer to the following NI 43-101 technical reports available under the Company's profile on SEDAR+ at www.sedarplus.ca and on the Company's website at www.oceanagold.com: “NI 43-101 Technical Report – Haile Gold Mine, Lancaster County, South Carolina”, dated March 27, 2026 with an effective date of December 31, 2025, prepared by D. Carr, G. Hollett, B. Drury, J. Moore and D. Corley (OceanaGold), L. Standridge and R. Cook (Call & Nicholas, Inc.), J. Newton Janney-Moore and W. Kingston (NewFields Mining Design & Technical Services, LLC) and B. Miller (SRK Consulting (U.S.), Inc.); “NI 43-101 Technical Report – Macraes Operation, Otago, New Zealand”, dated March 27, 2026, with an effective date of December 31, 2025, prepared by M. Grant, K. Madambi, E. Leslie and D. Carr (OceanaGold); “NI 43-101 Technical Report Waihi District Pre-feasibility Study, New Zealand”, dated December 11, 2024 with an effective date of June 30, 2024, prepared by D. Townsend, L. Crawford-Flett, K. Hollis, E. Leslie and T. Maton (OceanaGold); and “NI 43-101 Technical Report – Didipio Mine, Luzon Island, Philippines”, dated March 27, 2026, with an effective date of December 31, 2025, prepared by D. Carr, P. Jones, and J. Moore (OceanaGold).

Cautionary Statement Regarding Mineral Resources and Mineral Reserves

Unless otherwise indicated, the scientific and technical disclosure in this presentation was prepared in accordance with NI 43-101, which differs from the scientific and technical disclosure requirements of the SEC that are applicable to domestic United States reporting companies. Any Mineral Reserves and Mineral Resources reported by the Company in accordance with NI 43-101 may not qualify as such under SEC standards, including Subpart 1300 of Regulation S-K under the United States Exchange Act of 1934, as amended. Accordingly, Mineral Resource and Mineral Reserve information and other scientific and technical information contained or referenced in this presentation may not be comparable to similar scientific and technical information disclosed by United States public companies subject to the reporting and technical disclosure requirements of the SEC. Historical results or feasibility models presented herein are not guarantees or expectations of future performance.



BRIAN MARTIN

SVP, Business
Development
& Investor Relations



REBECCA HENARE


Vice President, Investor
Relations





VALERIE BURNS

Manager,
Investor Relations

400 Burrard Street #1020
Vancouver, British Columbia
V6C 3B7
Canada

 +1 604 678 4123

 ir@oceanagold.com

 oceanagold.com